



DELHI PUBLIC ELEMENTARY SCHOOL
SESSION 2022-2023
CLASS: I
SUMMER HOLIDAY HOMEWORK

ENGLISH

Note: Writing Practice (Hindi and English one page daily)

Question 1. Paste 5-5 pictures of (cutting from newspaper/magazine):

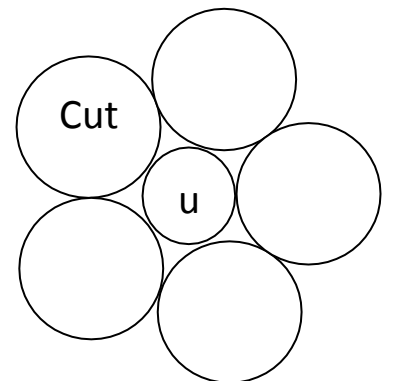
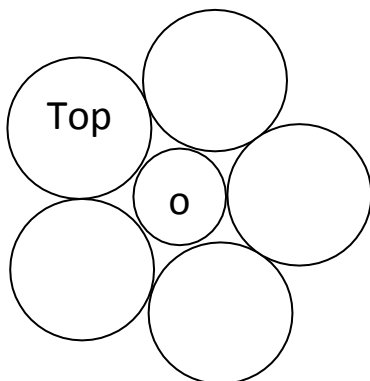
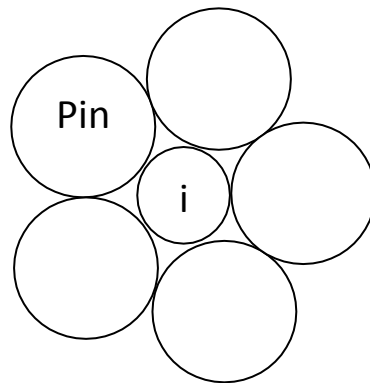
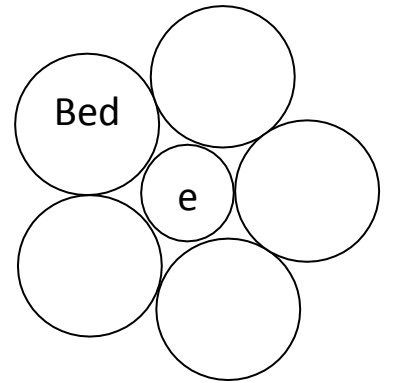
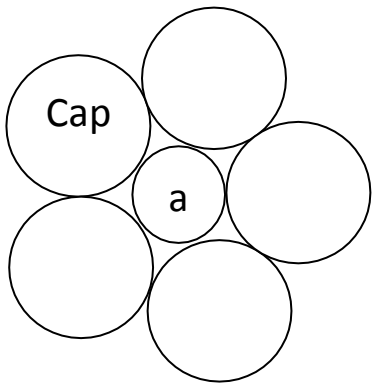
PERSONS

PLACES

ANIMALS/BIRDS

THINGS

Question 2. Construct three letter words by using from **a, e, i, o, u**.



Question 3. Write Capital Cursive Letters.

Question 4. Write Small Cursive Letters.

ENVIRONMENTAL STUDIES

Q.1. Fill in blanks (tell about yourself) and paste the picture in the space given below:

1. My Name is _____.

2. I am a _____ (boy/girl).

3. I am _____ years old.

4. I study in Class _____.

5. The name of my mother is _____.

6. The name of my father is _____.

7. My school name is _____.

8. I live in _____.

9. My phone number is _____.

10. My best friend is _____.

11. My favourite colour is _____.

12. My favourite food is _____.

13. My favourite game is _____.

14. My favourite vegetable is _____.

HINDI

प्रश्न:-1 स्वर व व्यंजन लिखिए।

प्रश्न:-2 बारहखड़ी लिखिए।

क

च

प

म

फ

ट

झ

ज

थ

ध

प्रश्न:-3

उदाहरण के अनुसार आ की मात्रा (T) का प्रयोग कीजिये :

I) जल - जाल, जाला

II) कल - _____, _____

III) मल - _____, _____

IV) तर - _____, _____

प्रश्न:-4

सही शब्द चुनकर खाली स्थान भरे :

I) ___ र क स (स/प)

II) प ___ घ ट (म/न)


III) म ख ___ ल (म/श)

IV) क स ___ त (र/म)

V) ___ ट म ल (ग/ख)

MATHS

Question 1: Count and draw the different objects in the boxes according to number given below.

5	
7	
8	
10	
1	
3	
6	
2	

Question 2: Write number names 11 to 20.

Question 3: Match the number with its name.

1

Three

2

Five

3

Seven

4

Eight

5

Ten

6

One

7

Four

8

Six

9

Two

10

Nine

Q.4 Write after, before, between the number.

_____55

51 _____

41 _____43

_____95

35 _____

66_____68

_____78

88 _____

39 _____41

_____63

45 _____

22 _____24

Q.5. Addition.

$$\begin{array}{r} 2 \\ + 7 \\ \hline \end{array} \quad \begin{array}{r} 9 \\ + 2 \\ \hline \end{array} \quad \begin{array}{r} 7 \\ + 5 \\ \hline \end{array} \quad \begin{array}{r} 5 \\ + 7 \\ \hline \end{array} \quad \begin{array}{r} 6 \\ + 7 \\ \hline \end{array} \quad \begin{array}{r} 8 \\ + 1 \\ \hline \end{array} \quad \begin{array}{r} 2 \\ + 5 \\ \hline \end{array} \quad \begin{array}{r} 2 \\ + 8 \\ \hline \end{array}$$

Q.6. Subtraction.

$$\begin{array}{r} 2 \\ - 1 \\ \hline \end{array}$$

$$\begin{array}{r} 3 \\ - 2 \\ \hline \end{array}$$

$$\begin{array}{r} 4 \\ - 1 \\ \hline \end{array}$$

$$\begin{array}{r} 5 \\ - 2 \\ \hline \end{array}$$

$$\begin{array}{r} 6 \\ - 3 \\ \hline \end{array}$$

$$\begin{array}{r} 7 \\ - 6 \\ \hline \end{array}$$

$$\begin{array}{r} 4 \\ - 2 \\ \hline \end{array}$$

$$\begin{array}{r} 6 \\ - 5 \\ \hline \end{array}$$

$$\begin{array}{r} 8 \\ - 2 \\ \hline \end{array}$$

$$\begin{array}{r} 2 \\ - 0 \\ \hline \end{array}$$

$$\begin{array}{r} 9 \\ - 9 \\ \hline \end{array}$$

$$\begin{array}{r} 5 \\ - 3 \\ \hline \end{array}$$

Q.7. Learn table 2 to 5.